


Luminaire Photograph



Light Output Ratio:	60.1%	
Luminaire Power:	8.534 W	
SHR Nominal:	0.50	Calculated using the TM5
SHR Maximum:	0.55	fine grid method.

C Range: 0 - 360DEG
C Interval: 30.0DEG
Test Speed: HIGH
Temperature: 25.3 °C
Operators: zoe
Test Date: 2024-12-4

Range: 0 - 180DEG
Interval: 1.0DEG
Test System: EVERFINE GO-SPEX500_V1 SYSTEM V2.00.461
Humidity: 65.0%
Test Distance: 3.160m [K=1.0000]
Remarks: LAMP: NF2W757GRT-V4 Ra: 90
LENS: KY-XLZ148-24R
NOT DRIVER: 48V
30minutes warm-up

LUMINOUS INTENSITY DISTRIBUTION DIAGRAM

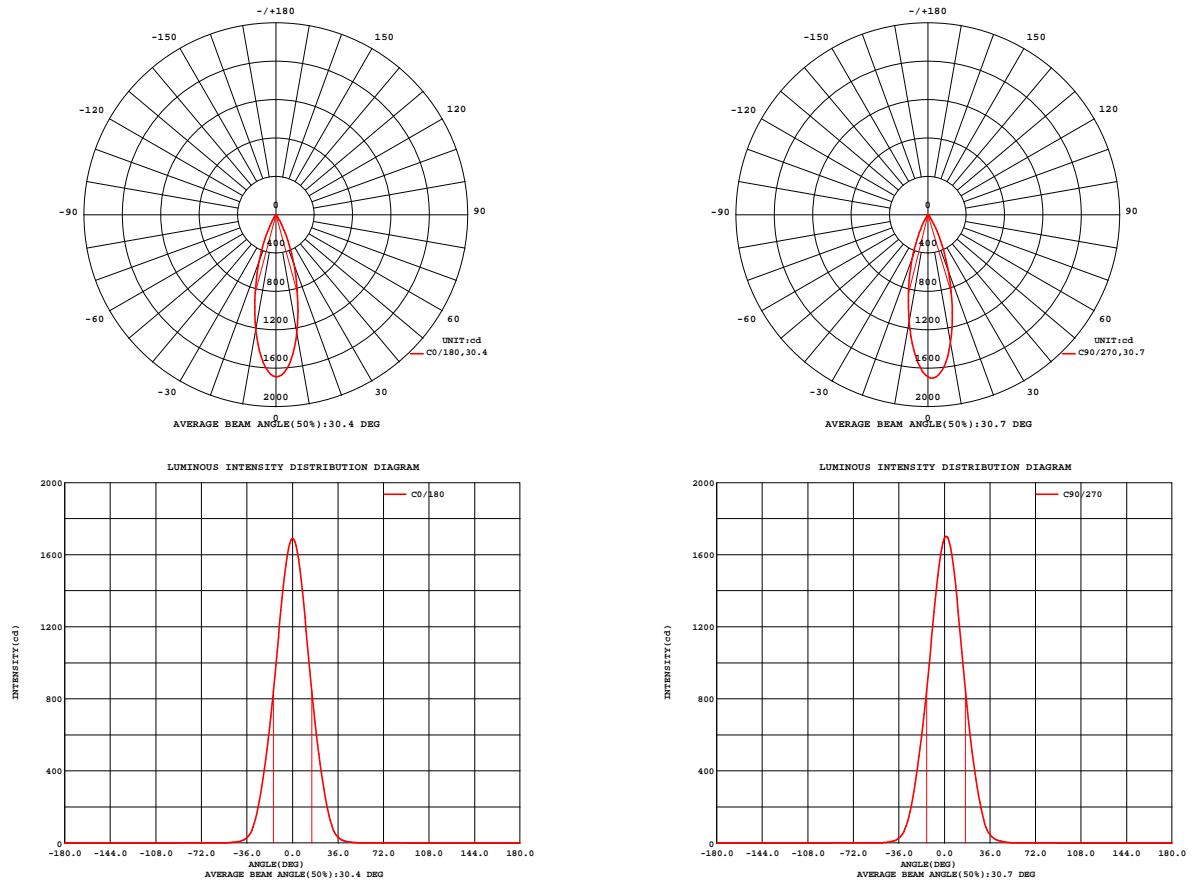


Fig. C0/C180

Fig. C90/C270

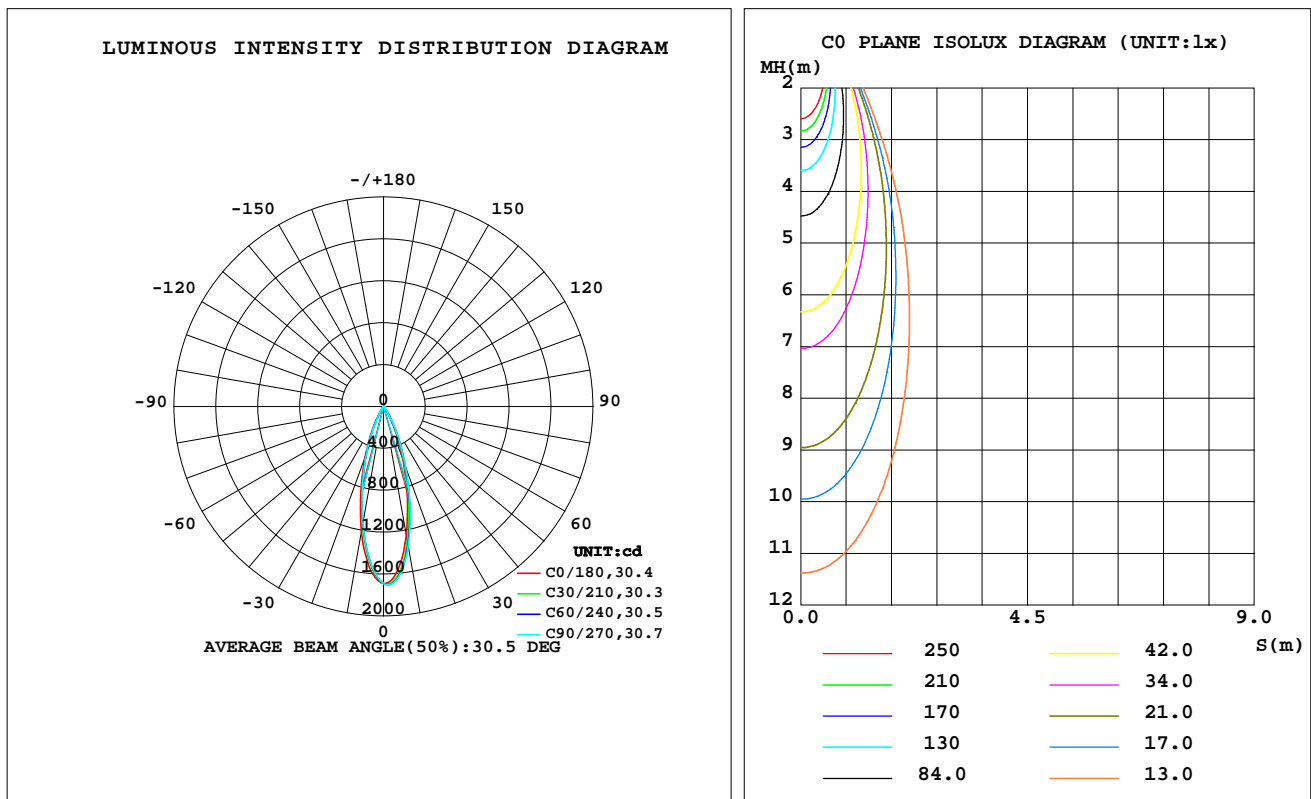
C Range: 0 - 360DEG
C Interval: 30.0DEG
Test Speed: HIGH
Temperature: 25.3 °C
Operators: zoe
Test Date: 2024-12-4

Range: 0 - 180DEG
Interval: 1.0DEG
Test System: EVERFINE GO-SPEX500_V1 SYSTEM V2.00.461
Humidity: 65.0%
Test Distance: 3.160m [K=1.0000]
Remarks: LAMP: NF2W757GRT-V4 Ra: 90
LENS: KY-XLZ148-24R
NOT DRIVER: 48V
30minutes warm-up

LUMINAIRE PHOTOMETRIC TEST REPORT

Test:U:47.997V I:0.1778A P:8.5339W PF:1.0000 Freq:49.99Hz Lamp Flux:913.52x1 lm		
NAME: OZ48-KD-8	TYPE:	WEIGHT:
SPEC.: 3000K	DIM.:	SERIAL No.: 2412051439
MFR.: RISE	SUR.: 0.001833m2	Shielding Angle:

DATA OF LAMP		PHOTOMETRIC DATA Eff: 64.32 lm/W			
MODEL	Nichia	Imax(cd)	1701	S/MH(C0/180)	0.49
NOMINAL POWER(W)	9	LOR(%)	60.1	S/MH(C90/270)	0.47
RATED VOLTAGE(V)	48	TOTAL FLUX(lm)	548.90	UP,DN(C0-180)	0.0,32.5
NOMINAL FLUX(lm)	913.52	CIE CLASS	DIRECT	UP,DN(C180-360)	0.0,27.5
LAMPS INSIDE	1	up(%)	0.0	CIBSE SHR NOM	0.50
TEST VOLTAGE(V)	48	down(%)	60.1	CIBSE SHR MAX	0.55



C Range: 0 - 360DEG
C Interval: 30.0DEG
Test Speed: HIGH
Temperature:25.3℃
Operators:zoe
Test Date:2024-12-4

Range: 0 - 180DEG
Interval: 1.0DEG
Test System:EVERFINE GO-SPEX500_V1 SYSTEM V2.00.461
Humidity:65.0%
Test Distance:3.160m [K=1.0000]
Remarks: LAMP:NF2W757GRT-V4 Ra:90
LENS:KY-XLZ148-24R
NOT DRIVER:48V
30minutes warm-up

ZONAL FLUX DIAGRAM

ZONAL FLUX DIAGRAM:

	C0	C45	C90	C135	C180	C225	C270	C315		zone	total	%lum,lamp
10	1252	1328	1357	1296	1217	1147	1136	1181	0- 10	138.3	138.3	25.2,15.1
20	546.2	604.5	624.9	571.8	518.1	486.1	481.4	504.8	10- 20	237.6	376.0	68.5,41.2
30	122.7	156.2	160.2	137.0	108.7	99.16	95.52	104.1	20- 30	135.7	511.7	93.2,56
40	14.23	21.44	22.93	18.53	12.67	11.28	11.40	12.24	30- 40	31.53	543.2	99,59.5
50	2.057	2.786	3.279	2.554	2.040	1.094	0.9741	1.140	40- 50	5.147	548.4	99.9,60
60	0.0512	0.0681	0.0815	0.0668	0.0491	0.0314	0.0237	0.0297	50- 60	0.4939	548.9	100,60.1
70	0.0115	0.0082	0.0081	0.0088	0.0137	0.0073	0.0105	0.0062	60- 70	0.0182	548.9	100,60.1
80	0.0100	0.0048	0.0105	0.0070	0.0125	0.0056	0.0096	0.0048	70- 80	0.0080	548.9	100,60.1
90	0	0	0	0	0	0	0	0	80- 90	0.0058	548.9	100,60.1
100	0	0	0	0	0	0	0	0	90-100	0	548.9	100,60.1
110	0	0	0	0	0	0	0	0	100-110	0	548.9	100,60.1
120	0	0	0	0	0	0	0	0	110-120	0	548.9	100,60.1
130	0	0	0	0	0	0	0	0	120-130	0	548.9	100,60.1
140	0	0	0	0	0	0	0	0	130-140	0	548.9	100,60.1
150	0	0	0	0	0	0	0	0	140-150	0	548.9	100,60.1
160	0	0	0	0	0	0	0	0	150-160	0	548.9	100,60.1
170	0	0	0	0	0	0	0	0	160-170	0	548.9	100,60.1
180	0	0	0	0	0	0	0	0	170-180	0	548.9	100,60.1
DEG	LUMINOUS INTENSITY:cd									UNIT:lm		

C Range: 0 - 360DEG
C Interval: 30.0DEG
Test Speed: HIGH
Temperature:25.3℃
Operators:zoe
Test Date:2024-12-4

Range: 0 - 180DEG
Interval: 1.0DEG
Test System:EVERFINE GO-SPEX500_V1 SYSTEM V2.00.461
Humidity:65.0%
Test Distance:3.160m [K=1.0000]
Remarks: LAMP:NF2W757GRT-V4 Ra:90
LENS:KY-XLZ148-24R
NOT DRIVER:48V
30minutes warm-up

LUMINANCE LIMITATION CURVES

Test:U:47.997V I:0.1778A P:8.5339W PF:1.0000 Freq:49.99Hz
Lamp Flux:913.52x1 lm

NAME: OZ48-KD-8

TYPE:

WEIGHT:

SPEC.: 3000K

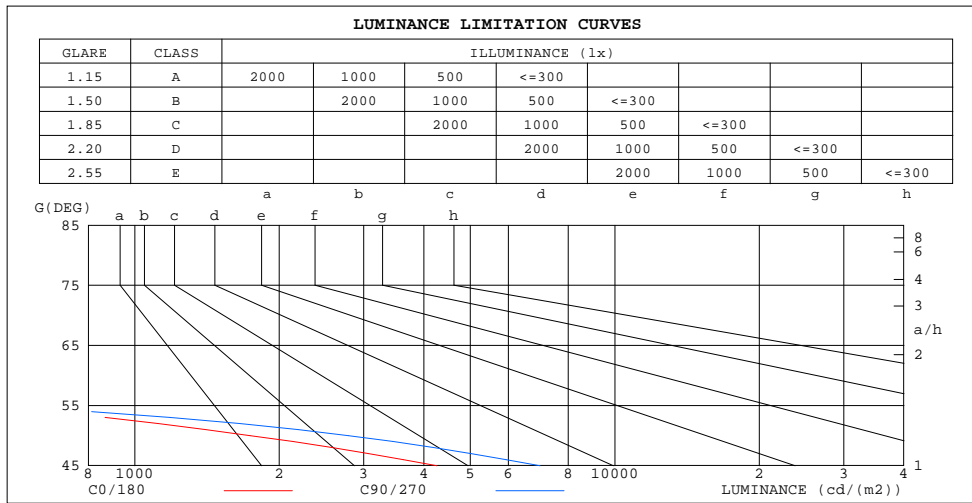
DIM.:

SERIAL No.: 2412051439

MFR.: RISE

SUR.: 0.001833m2

Shielding Angle:



C Range: 0 - 360DEG
C Interval: 30.0DEG
Test Speed: HIGH
Temperature:25.3℃
Operators:zoe
Test Date:2024-12-4

Range: 0 - 180DEG
Interval: 1.0DEG
Test System:EVERFINE GO-SPEX500_V1 SYSTEM V2.00.461
Humidity:65.0%
Test Distance:3.160m [K=1.0000]
Remarks: LAMP:NF2W757GRT-V4 Ra:90
LENS:KY-XLZ148-24R
NOT DRIVER:48V
30minutes warm-up

CU AND LUMINAIRE BUDGETARY ESTIMATE DIAGRAM

Test:U:47.997V I:0.1778A P:8.5339W PF:1.0000 Freq:49.99Hz
Lamp Flux:913.52x1 lm

NAME: OZ48-KD-8

TYPE:

WEIGHT:

SPEC.: 3000K

DIM.:

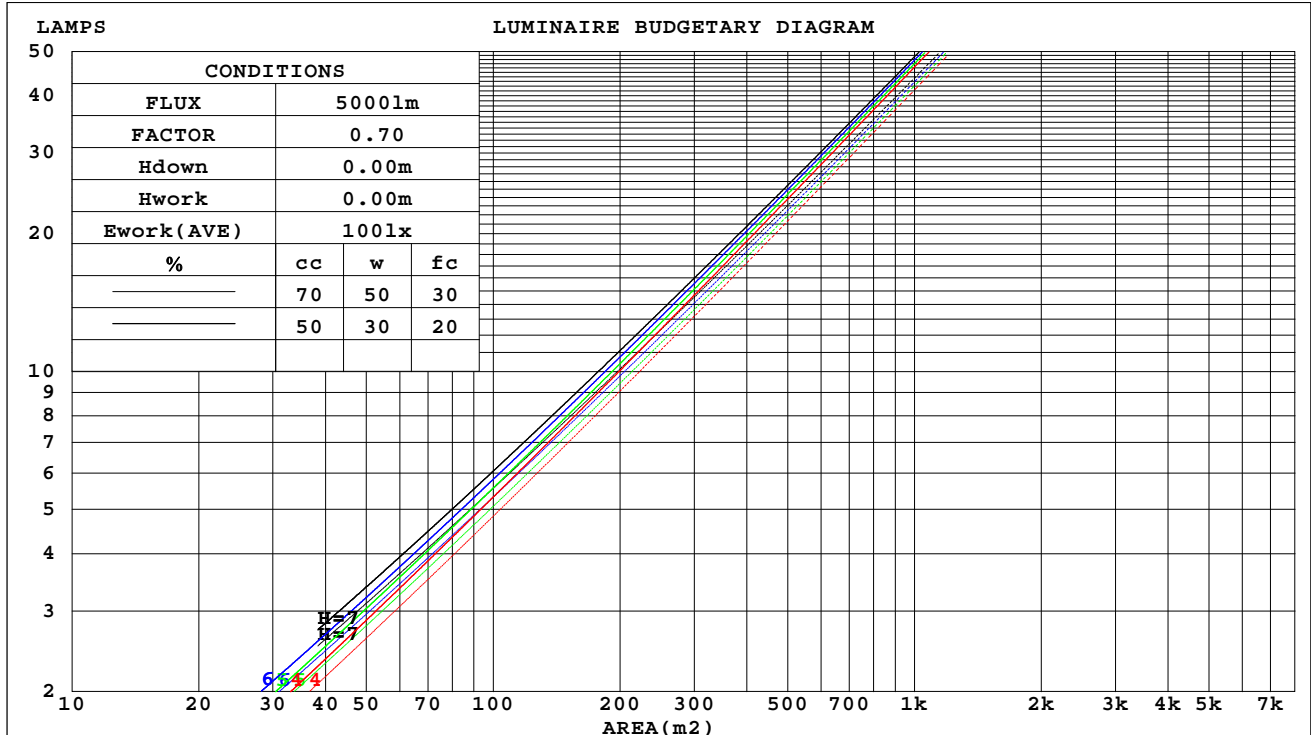
SERIAL No.: 2412051439

MFR.: RISE

SUR.: 0.001833m2

Shielding Angle:

cc	80%			70%			50%			30%			10%			0
w	50%	30%	10%	50%	30%	10%	50%	30%	10%	50%	30%	10%	50%	30%	10%	0
fc	20%			20%			20%			20%			20%			0
RCR	RCR:Room Cavity Ratio															



C Range: 0 - 360DEG
C Interval: 30.0DEG
Test Speed: HIGH
Temperature:25.3℃
Operators:zoe
Test Date:2024-12-4

Range: 0 - 180DEG
Interval: 1.0DEG
Test System:EVERFINE GO-SPEX500_V1 SYSTEM V2.00.461
Humidity:65.0%
Test Distance:3.160m [K=1.0000]
Remarks: LAMP:NF2W757GRT-V4 Ra:90
LENS:KY-XLZ148-24R
NOT DRIVER:48V
30minutes warm-up



WEC AND CCEC

Test:U:47.997V I:0.1778A P:8.5339W PF:1.0000 Freq:49.99Hz Lamp Flux:913.52x1 lm		
NAME: OZ48-KD-8	TYPE:	WEIGHT:
SPEC.: 3000K	DIM.:	SERIAL No.: 2412051439
MFR.: RISE	SUR.: 0.001833m2	Shielding Angle:

cc	80%			70%			50%			30%			10%			0	
w	50%	30%	10%	50%	30%	10%	50%	30%	10%	50%	30%	10%	50%	30%	10%	0	
fc	20%			20%			20%			20%			20%			0	
RCR	RCR:Room Cavity Ratio						Wall Exitance Coefficients(WEC)										
0.0																	
1.0	.088	.050	.016	.084	.048	.015	.076	.044	.014	.070	.040	.013	.063	.037	.012		
2.0	.082	.045	.014	.079	.043	.013	.073	.040	.013	.067	.038	.012	.062	.035	.011		
3.0	.077	.041	.012	.074	.040	.012	.069	.038	.011	.064	.035	.011	.060	.033	.010		
4.0	.073	.038	.011	.071	.037	.011	.066	.035	.010	.062	.033	.010	.058	.032	.010		
5.0	.069	.035	.010	.067	.034	.010	.063	.033	.010	.060	.032	.009	.056	.030	.009		
6.0	.066	.033	.009	.064	.032	.009	.061	.031	.009	.058	.030	.009	.055	.029	.009		
7.0	.063	.031	.009	.061	.030	.009	.058	.029	.008	.056	.029	.008	.053	.028	.008		
8.0	.060	.029	.008	.059	.029	.008	.056	.028	.008	.054	.027	.008	.051	.026	.008		
9.0	.057	.028	.008	.056	.027	.008	.054	.027	.008	.052	.026	.007	.050	.025	.007		
10.0	.055	.026	.007	.054	.026	.007	.052	.026	.007	.050	.025	.007	.048	.024	.007		

cc	80%			70%			50%			30%			10%			0
w	50%	30%	10%	50%	30%	10%	50%	30%	10%	50%	30%	10%	50%	30%	10%	0
fc	20%			20%			20%			20%			20%			0
RCR	RCR:Room Cavity Ratio			Ceiling Cavity Exitance Coefficients(CCEC)												
0.0	.114	.114	.114	.098	.098	.098	.067	.067	.067	.038	.038	.038	.012	.012	.012	
1.0	.102	.095	.089	.087	.081	.076	.059	.056	.053	.034	.032	.031	.011	.010	.010	
2.0	.091	.080	.070	.078	.069	.061	.053	.047	.042	.031	.028	.025	.010	.009	.008	
3.0	.082	.068	.057	.071	.059	.049	.049	.041	.034	.028	.024	.020	.009	.008	.007	
4.0	.075	.059	.046	.065	.051	.040	.044	.036	.028	.026	.021	.017	.008	.007	.006	
5.0	.069	.052	.039	.060	.045	.034	.041	.031	.024	.024	.018	.014	.008	.006	.005	
6.0	.064	.046	.033	.055	.040	.028	.038	.028	.020	.022	.016	.012	.007	.005	.004	
7.0	.060	.041	.028	.052	.036	.024	.036	.025	.017	.021	.015	.010	.007	.005	.003	
8.0	.056	.037	.024	.048	.032	.021	.033	.023	.015	.019	.013	.009	.006	.004	.003	
9.0	.053	.034	.021	.046	.029	.018	.032	.021	.013	.018	.012	.008	.006	.004	.003	
10.0	.050	.031	.018	.043	.027	.016	.030	.019	.011	.017	.011	.007	.006	.004	.002	

C Range: 0 - 360DEG
C Interval: 30.0DEG
Test Speed: HIGH
Temperature:25.3℃
Operators:zoe
Test Date:2024-12-4

Range: 0 - 180DEG
Interval: 1.0DEG
Test System:EVERFINE GO-SPEX500_V1 SYSTEM V2.00.461
Humidity:65.0%
Test Distance:3.160m [K=1.0000]
Remarks: LAMP:NF2W757GRT-V4 Ra:90
LENS:KY-XLZ148-24R
NOT DRIVER:48V
30minutes warm-up

UGR(Unified Glare Rating) Table

Test:U:47.997V I:0.1778A P:8.5339W PF:1.0000 Freq:49.99Hz Lamp Flux:913.52x1 lm										
NAME: OZ48-KD-8					TYPE:			WEIGHT:		
SPEC.: 3000K					DIM.:			SERIAL No.: 2412051439		
MFR.: RISE					SUR.: 0.001833m2			Shielding Angle:		
ceiling/cavity	0.7	0.7	0.5	0.5	0.3	0.7	0.7	0.5	0.5	0.3
walls	0.5	0.3	0.5	0.3	0.3	0.5	0.3	0.5	0.3	0.3
working plane	0.2	0.2	0.2	0.2	0.2	0.2	0.2	0.2	0.2	0.2
Room dimensions	Viewed crosswise					Viewed endwise				
x = 2H y = 2H	12.0	12.7	12.2	12.8	13.0	13.2	13.9	13.4	14.1	14.2
3H	11.8	12.5	12.0	12.7	12.8	13.0	13.7	13.3	13.9	14.1
4H	11.7	12.4	12.0	12.6	12.8	13.0	13.6	13.2	13.8	14.0
6H	11.6	12.2	11.9	12.5	12.7	12.9	13.5	13.2	13.7	13.9
8H	11.6	12.2	11.9	12.4	12.7	12.8	13.4	13.1	13.6	13.9
12H	11.5	12.1	11.9	12.4	12.6	12.8	13.3	13.1	13.6	13.9
4H 2H	11.7	12.4	12.0	12.6	12.8	13.0	13.6	13.2	13.8	14.0
3H	11.5	12.1	11.9	12.4	12.6	12.8	13.3	13.1	13.6	13.9
4H	11.4	12.0	11.8	12.2	12.5	12.7	13.2	13.0	13.5	13.8
6H	11.3	11.8	11.7	12.1	12.5	12.6	13.0	13.0	13.4	13.7
8H	11.3	11.7	11.7	12.1	12.4	12.5	12.9	12.9	13.3	13.7
12H	11.2	11.6	11.6	12.0	12.4	12.5	12.9	12.9	13.2	13.6
8H 4H	11.3	11.7	11.7	12.1	12.4	12.5	12.9	12.9	13.3	13.7
6H	11.2	11.5	11.6	11.9	12.3	12.4	12.8	12.8	13.2	13.6
8H	11.1	11.4	11.6	11.8	12.3	12.4	12.7	12.8	13.1	13.5
12H	11.1	11.3	11.5	11.8	12.2	12.3	12.6	12.8	13.0	13.5
12H 4H	11.2	11.6	11.6	12.0	12.4	12.5	12.9	12.9	13.2	13.6
6H	11.1	11.4	11.6	11.8	12.3	12.4	12.7	12.8	13.1	13.5
8H	11.1	11.3	11.5	11.8	12.2	12.3	12.6	12.8	13.0	13.5
Variations with the observer position at spacings(CIE Pub.117):										
S = 1.0H	+ 2.9 / -27.0					+ 4.0 / -25.2				
1.5H	+ 5.3 / -18.2					+ 6.3 / -19.2				
2.0H	+ 6.9 / -23.8					+ 7.7 / -25.8				

CIE Pub.117, 913.5 lm Total Lamp Luminous Flux Correct (8log(F/F0) = -0.3)
Area: 0.001833 m2

C Range: 0 - 360DEG
C Interval: 30.0DEG
Test Speed: HIGH
Temperature:25.3℃
Operators:zoe
Test Date:2024-12-4

Range: 0 - 180DEG
Interval: 1.0DEG
Test System:EVERFINE GO-SPEX500_V1 SYSTEM V2.00.461
Humidity:65.0%
Test Distance:3.160m [K=1.0000]
Remarks: LAMP:NF2W757GRT-V4 Ra:90
LENS:KY-XLZ148-24R
NOT DRIVER:48V
30minutes warm-up

UTILIZATION FACTORS TABLE

Test:U:47.997V I:0.1778A P:8.5339W PF:1.0000 Freq:49.99Hz Lamp Flux:913.52x1 lm		
NAME: OZ48-KD-8	TYPE:	WEIGHT:
SPEC.: 3000K	DIM.:	SERIAL No.: 2412051439
MFR.: RISE	SUR.: 0.001833m2	Shielding Angle:

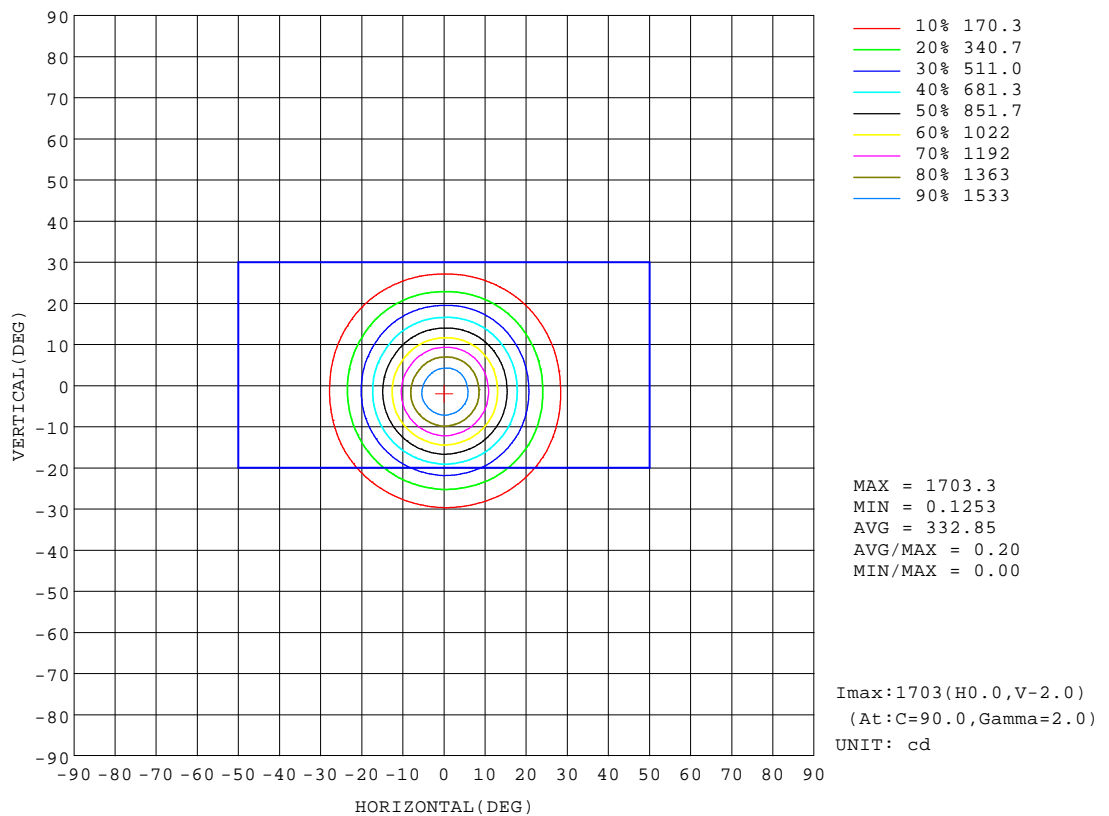
REFLECTANCE										
Ceiling	0.8	0.8	0.8	0.7	0.7	0.7	0.5	0.5	0.5	0
Walls	0.7	0.5	0.3	0.7	0.5	0.3	0.7	0.5	0.3	0
Working plane	0.2	0.2	0.2	0.2	0.2	0.2	0.2	0.2	0.2	0
ROOM INDEX	UTILIZATION FACTORS(PERCENT) $k(RI) \times RCR = 5$									
k = 0.60	55	51	49	54	51	49	54	51	49	47
0.80	59	56	54	58	56	54	58	55	53	51
1.00	61	58	56	61	58	56	60	58	56	54
1.25	63	60	59	63	60	58	62	59	58	56
1.50	65	62	60	64	62	60	63	61	59	57
2.00	66	64	62	65	63	62	64	62	61	58
2.50	67	65	63	66	64	63	64	63	62	58
3.00	68	66	64	67	65	64	65	63	62	59
4.00	69	67	66	68	66	65	65	64	64	60
5.00	70	68	67	68	67	66	66	65	65	60
ROOM INDEX	UF(total)									Direct
According to DIN EN 13032-2 2004			Suspended					SHRNOM = 1.25		

C Range: 0 - 360DEG
C Interval: 30.0DEG
Test Speed: HIGH
Temperature:25.3℃
Operators:zoe
Test Date:2024-12-4

Range: 0 - 180DEG
Interval: 1.0DEG
Test System:EVERFINE GO-SPEX500_V1 SYSTEM V2.00.461
Humidity:65.0%
Test Distance:3.160m [K=1.0000]
Remarks: LAMP:NF2W757GRT-V4 Ra:90
LENS:KY-XLZ148-24R
NOT DRIVER:48V
30minutes warm-up

ISOCANDELA DIAGRAM

Test:U:47.997V I:0.1778A P:8.5339W PF:1.0000 Freq:49.99Hz Lamp Flux:913.52x1 lm		
NAME: OZ48-KD-8	TYPE:	WEIGHT:
SPEC.: 3000K	DIM.:	SERIAL No.: 2412051439
MFR.: RISE	SUR.: 0.001833m2	Shielding Angle:

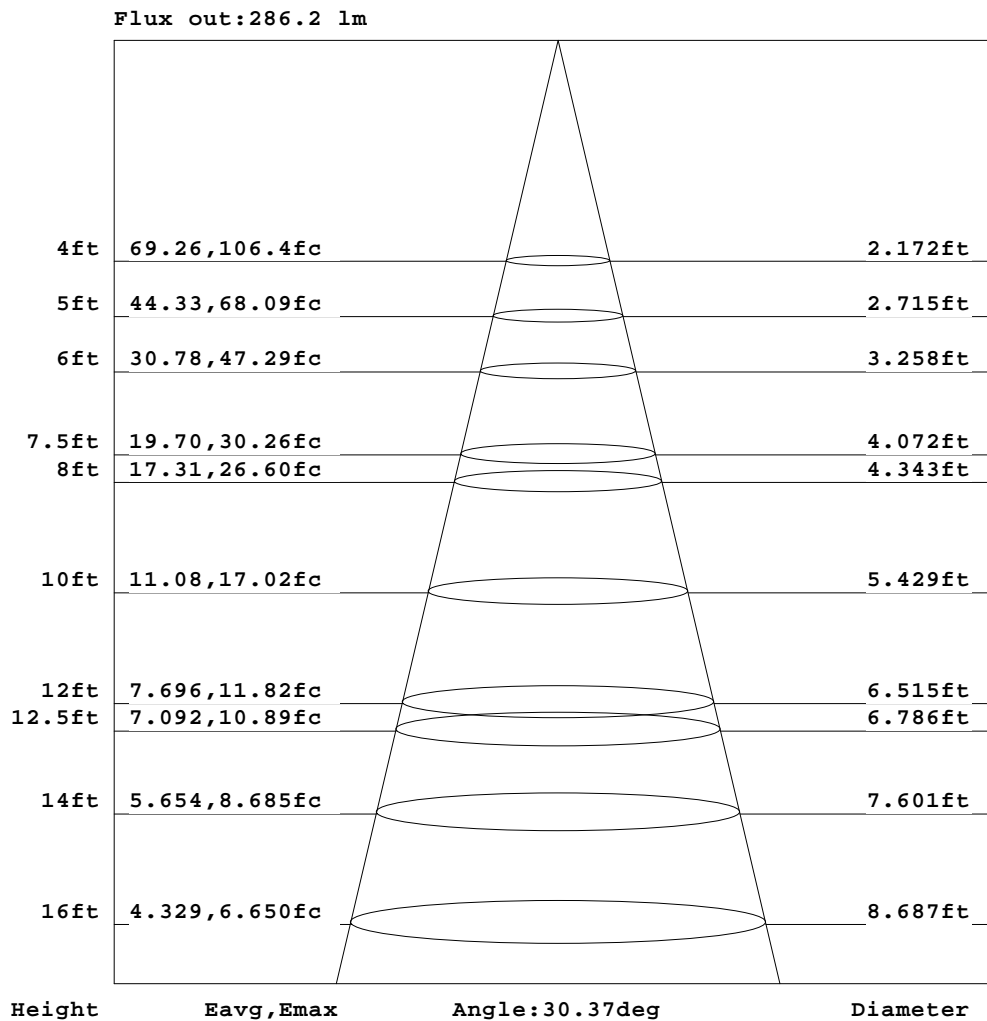


C Range: 0 - 360DEG
C Interval: 30.0DEG
Test Speed: HIGH
Temperature:25.3℃
Operators:zoe
Test Date:2024-12-4

Range: 0 - 180DEG
Interval: 1.0DEG
Test System:EVERFINE GO-SPEX500_V1 SYSTEM V2.00.461
Humidity:65.0%
Test Distance:3.160m [K=1.0000]
Remarks: LAMP:NF2W757GRT-V4 Ra:90
LENS:KY-XLZ148-24R
NOT DRIVER:48V
30minutes warm-up

AAI Figure

Test:U:47.997V I:0.1778A P:8.5339W PF:1.0000 Freq:49.99Hz Lamp Flux:913.52x1 lm		
NAME: OZ48-KD-8	TYPE:	WEIGHT:
SPEC.: 3000K	DIM.:	SERIAL No.: 2412051439
MFR.: RISE	SUR.: 0.001833m2	Shielding Angle:



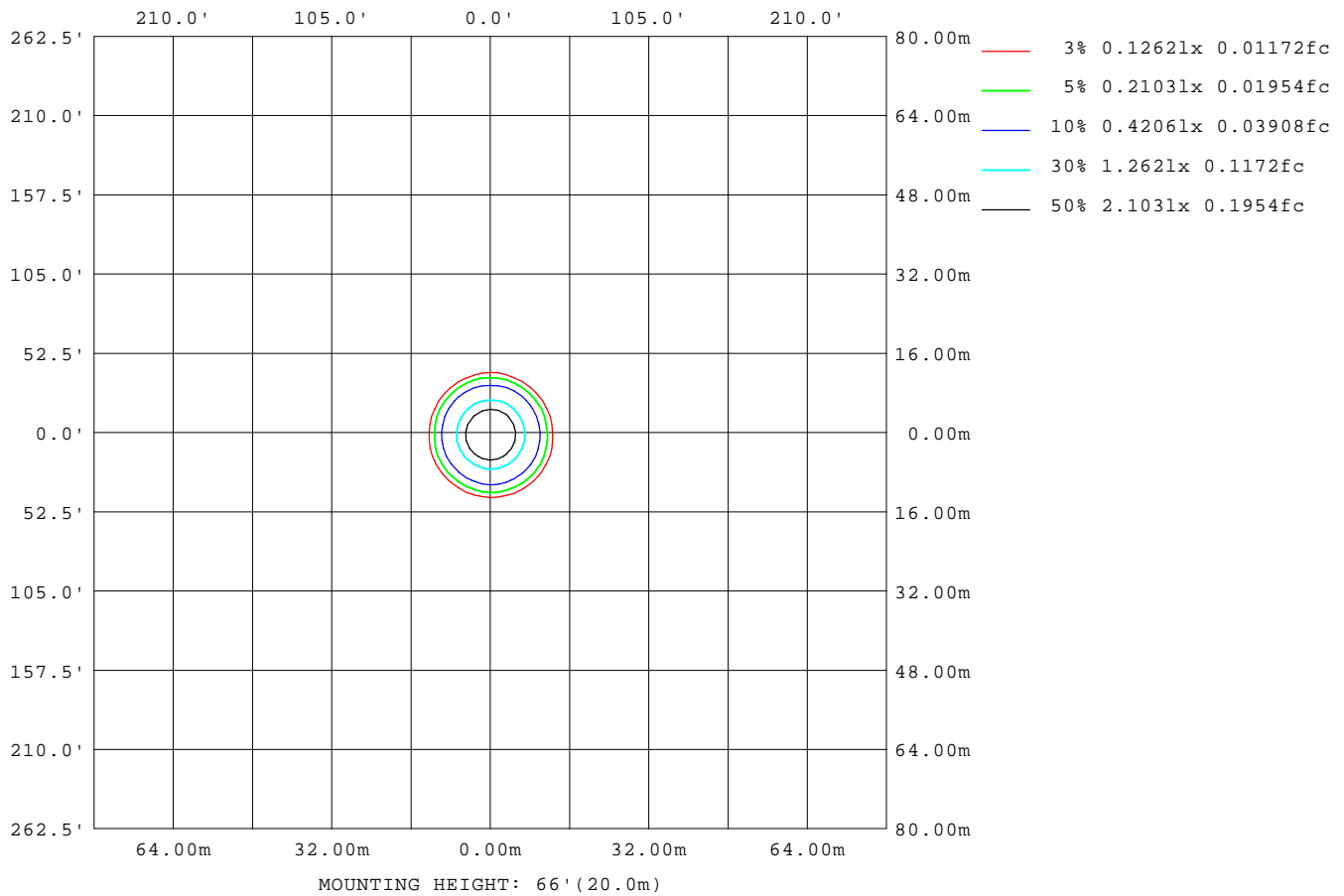
Note: The Curves indicate the illuminated area and the average illumination when the luminaire is at different distance.

C Range: 0 - 360DEG
C Interval: 30.0DEG
Test Speed: HIGH
Temperature: 25.3 °C
Operators: zoe
Test Date: 2024-12-4

Range: 0 - 180DEG
Interval: 1.0DEG
Test System: EVERFINE GO-SPEX500_V1 SYSTEM V2.00.461
Humidity: 65.0%
Test Distance: 3.160m [K=1.0000]
Remarks: LAMP: NF2W757GRT-V4 Ra: 90
LENS: KY-XLZ148-24R
NOT DRIVER: 48V
30minutes warm-up

ISOLUX DIAGRAM

Test:U:47.997V I:0.1778A P:8.5339W PF:1.0000 Freq:49.99Hz Lamp Flux:913.52x1 lm		
NAME: OZ48-KD-8	TYPE:	WEIGHT:
SPEC.: 3000K	DIM.:	SERIAL No.: 2412051439
MFR.: RISE	SUR.: 0.001833m2	Shielding Angle:



C Range: 0 - 360DEG
C Interval: 30.0DEG
Test Speed: HIGH
Temperature:25.3℃
Operators:zoe
Test Date:2024-12-4

Range: 0 - 180DEG
Interval: 1.0DEG
Test System:EVERFINE GO-SPEX500_V1 SYSTEM V2.00.461
Humidity:65.0%
Test Distance:3.160m [K=1.0000]
Remarks: LAMP:NF2W757GRT-V4 Ra:90
LENS:KY-XLZ148-24R
NOT DRIVER:48V
30minutes warm-up

LED Avg.L Report

Test:U:47.997V I:0.1778A P:8.5339W PF:1.0000 Freq:49.99Hz Lamp Flux:913.52x1 lm		
NAME: OZ48-KD-8	TYPE:	WEIGHT:
SPEC.: 3000K	DIM.:	SERIAL No.: 2412051439
MFR.: RISE	SUR.: 0.001833m2	Shielding Angle:

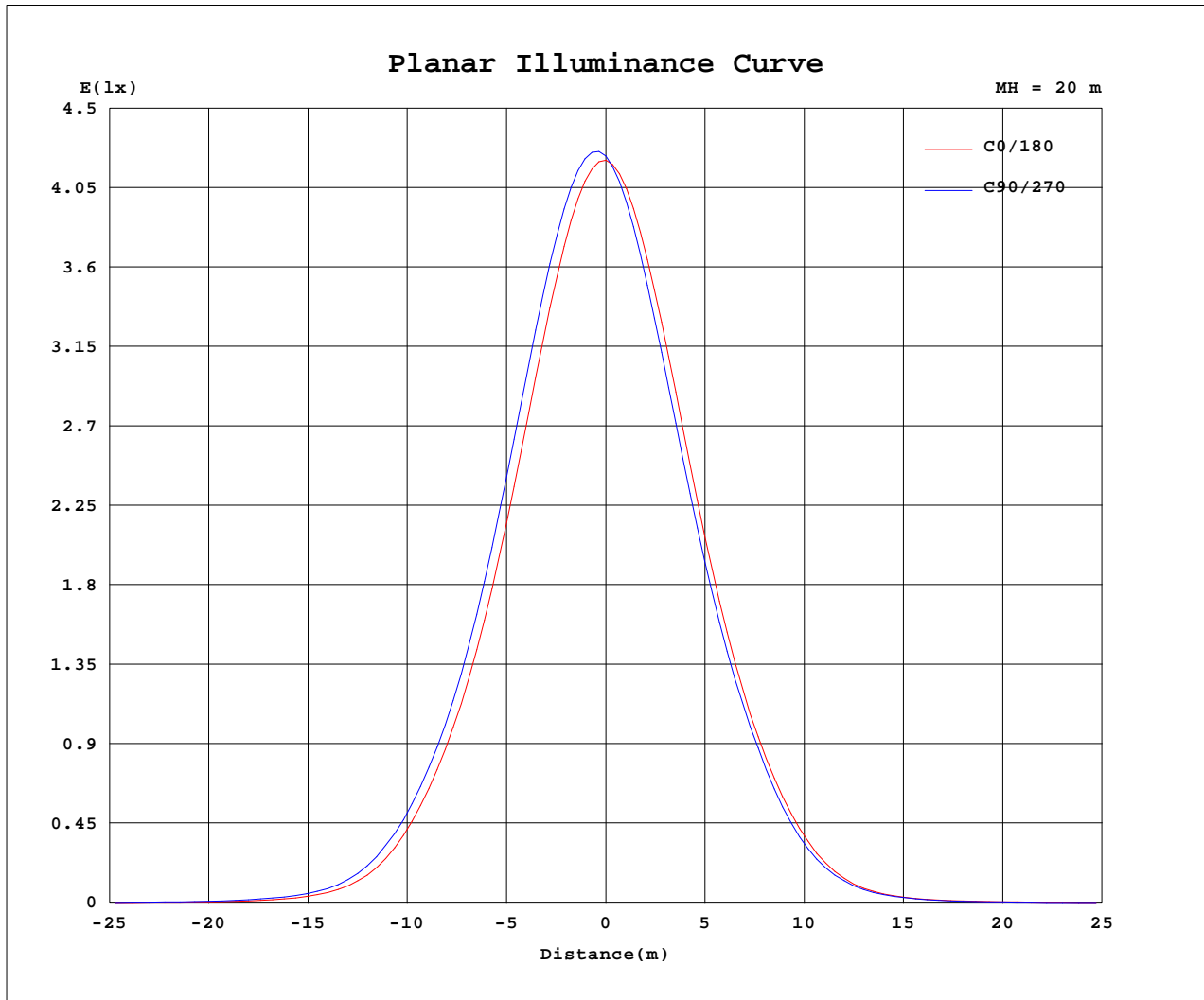
AvgL	cd/m2
L_0~180(65)av	22
L_0~180(75)av	25
L_0~180(85)av	62
L_90~270(65)av	16
L_90~270(75)av	16
L_90~270(85)av	65
L_45(65)av	15
L_45(75)av	11
L_45(85)av	15

Standard: GB/T 29293-2012

C Range: 0 - 360DEG
C Interval: 30.0DEG
Test Speed: HIGH
Temperature:25.3℃
Operators:zoe
Test Date:2024-12-4

Range: 0 - 180DEG
Interval: 1.0DEG
Test System:EVERFINE GO-SPEX500_V1 SYSTEM V2.00.461
Humidity:65.0%
Test Distance:3.160m [K=1.0000]
Remarks: LAMP:NF2W757GRT-V4 Ra:90
LENS:KY-XLZ148-24R
NOT DRIVER:48V
30minutes warm-up

Planar Illuminance Curve



C Range: 0 - 360DEG
 C Interval: 30.0DEG
 Test Speed: HIGH
 Temperature: 25.3 °C
 Operators: zoe
 Test Date: 2024-12-4

Range: 0 - 180DEG
 Interval: 1.0DEG
 Test System: EVERFINE GO-SPEX500_V1 SYSTEM V2.00.461
 Humidity: 65.0%
 Test Distance: 3.160m [K=1.0000]
 Remarks: LAMP: NF2W757GRT-V4 Ra: 90
 LENS: KY-XLZ148-24R
 NOT DRIVER: 48V
 30minutes warm-up



LUMINOUS DISTRIBUTION INTENSITY DATA

Test:U:47.997V I:0.1778A P:8.5339W PF:1.0000 Freq:49.99Hz Lamp Flux:913.52x1 lm		
NAME: OZ48-KD-8	TYPE:	WEIGHT:
SPEC.: 3000K	DIM.:	SERIAL No.: 2412051439
MFR.: RISE	SUR.: 0.001833m2	Shielding Angle:

Table--1

UNIT: cd

C(DEG) (DEG)	0	30	60	90	120	150	180	210	240	270	300	330						
0	1690	1690	1690	1690	1690	1690	1690	1690	1690	1690	1690	1690						
5	1570	1613	1633	1637	1613	1581	1543	1502	1486	1484	1505	1533						
10	1252	1312	1345	1357	1321	1271	1217	1157	1137	1136	1164	1199						
15	876	932	968	981	944	890	842	792	780	779	805	830						
20	546	591	618	625	593	551	518	489	483	481	498	511						
25	297	336	356	353	329	300	273	256	248	244	255	269						
30	123	150	162	160	144	130	109	102	96.3	95.5	98.6	110						
35	42.3	56.5	58.6	58.6	50.5	47.0	35.9	35.7	31.0	33.3	32.2	40.2						
40	14.2	21.9	21.0	22.9	18.6	18.4	12.7	12.3	10.2	11.4	10.3	14.1						
45	5.54	7.70	8.02	9.05	7.39	6.96	5.23	4.49	3.66	4.02	3.61	4.93						
50	2.06	2.62	2.95	3.28	2.68	2.43	2.04	1.31	0.88	0.97	0.90	1.38						
55	0.39	0.46	0.49	0.59	0.47	0.44	0.40	0.19	0.13	0.11	0.13	0.19						
60	0.05	0.06	0.07	0.08	0.07	0.06	0.05	0.04	0.03	0.02	0.02	0.04						
65	0.02	0.01	0.01	0.02	0.01	0.01	0.02	0.01	0.01	0.01	0.01	0.01						
70	0.01	0.01	0.01	0.01	0.01	0.01	0.01	0.01	0.00	0.01	0.01	0.01						
75	0.01	0.01	0.01	0.01	0.00	0.01	0.01	0.01	0.00	0.01	0.00	0.01						
80	0.01	0.00	0.01	0.01	0.01	0.01	0.01	0.01	0.00	0.01	0.00	0.01						
85	0.01	0.00	0.00	0.01	0.00	0.00	0.01	0.00	0.00	0.01	0.00	0.00						
90	0.00	0.00	0.00	0.00	0.00	0.00	0.00	0.00	0.00	0.00	0.00	0.00						
95	0.00	0.00	0.00	0.00	0.00	0.00	0.00	0.00	0.00	0.00	0.00	0.00						
100	0.00	0.00	0.00	0.00	0.00	0.00	0.00	0.00	0.00	0.00	0.00	0.00						
105	0.00	0.00	0.00	0.00	0.00	0.00	0.00	0.00	0.00	0.00	0.00	0.00						
110	0.00	0.00	0.00	0.00	0.00	0.00	0.00	0.00	0.00	0.00	0.00	0.00						
115	0.00	0.00	0.00	0.00	0.00	0.00	0.00	0.00	0.00	0.00	0.00	0.00						
120	0.00	0.00	0.00	0.00	0.00	0.00	0.00	0.00	0.00	0.00	0.00	0.00						
125	0.00	0.00	0.00	0.00	0.00	0.00	0.00	0.00	0.00	0.00	0.00	0.00						
130	0.00	0.00	0.00	0.00	0.00	0.00	0.00	0.00	0.00	0.00	0.00	0.00						
135	0.00	0.00	0.00	0.00	0.00	0.00	0.00	0.00	0.00	0.00	0.00	0.00						
140	0.00	0.00	0.00	0.00	0.00	0.00	0.00	0.00	0.00	0.00	0.00	0.00						
145	0.00	0.00	0.00	0.00	0.00	0.00	0.00	0.00	0.00	0.00	0.00	0.00						
150	0.00	0.00	0.00	0.00	0.00	0.00	0.00	0.00	0.00	0.00	0.00	0.00						
155	0.00	0.00	0.00	0.00	0.00	0.00	0.00	0.00	0.00	0.00	0.00	0.00						
160	0.00	0.00	0.00	0.00	0.00	0.00	0.00	0.00	0.00	0.00	0.00	0.00						
165	0.00	0.00	0.00	0.00	0.00	0.00	0.00	0.00	0.00	0.00	0.00	0.00						
170	0.00	0.00	0.00	0.00	0.00	0.00	0.00	0.00	0.00	0.00	0.00	0.00						
175	0.00	0.00	0.00	0.00	0.00	0.00	0.00	0.00	0.00	0.00	0.00	0.00						
180	0.00	0.00	0.00	0.00	0.00	0.00	0.00	0.00	0.00	0.00	0.00	0.00						

C Range: 0 - 360DEG
C Interval: 30.0DEG
Test Speed: HIGH
Temperature:25.3℃
Operators:zoe
Test Date:2024-12-4

Range: 0 - 180DEG
Interval: 1.0DEG
Test System:EVERFINE GO-SPEX500_V1 SYSTEM V2.00.461
Humidity:65.0%
Test Distance:3.160m [K=1.0000]
Remarks: LAMP:NF2W757GRT-V4 Ra:90
LENS:KY-XLZ148-24R
NOT DRIVER:48V
30minutes warm-up